



The worldwide leader in donut production equipment

+1.206.322.5474 • info@belshaw.com • www.belshaw.com



## SHORTENING FILTERS

SF 18 • 24 • 34  
EZMelt 18 • 24 • 34  
Filter-Flo

Belshaw's SF and EZ Melt shortening filters effectively clean and recycle shortening in any fryer with shortening capacity up to 211 lbs/ 96 kg. These filters reduce labor problems associated with handling hot shortening, extend the useful life of the shortening, and improve donut quality.

### SF Filters

The SF series filtering system utilizes a pump and refill hose combination for fast draining, filtering, rinsing, and refilling of the fryer. It employs a long-life synthetic filter that needs only annual replacement under normal operating conditions. Filtered shortening is pumped back to the fryer by pushing a foot pedal.

### EZ Melt Melter-Filters

In addition to the features found on the SF Filters, the EZ Melt series has the capability to melt solid shortening quickly. Blocks of shortening (up to 50 lbs / 23 kg) can be loaded at once and the cube cutter inside the machine divides the block. Shortening is maintained in the reservoir at a set temperature and is pumped back to the fryer on demand using a fixed connection hose – reducing fry temperature variability and improving fryer recovery time. As with the SF series, EZ Melt filters also employ a long-life synthetic filter requiring annual replacement under normal operating conditions.

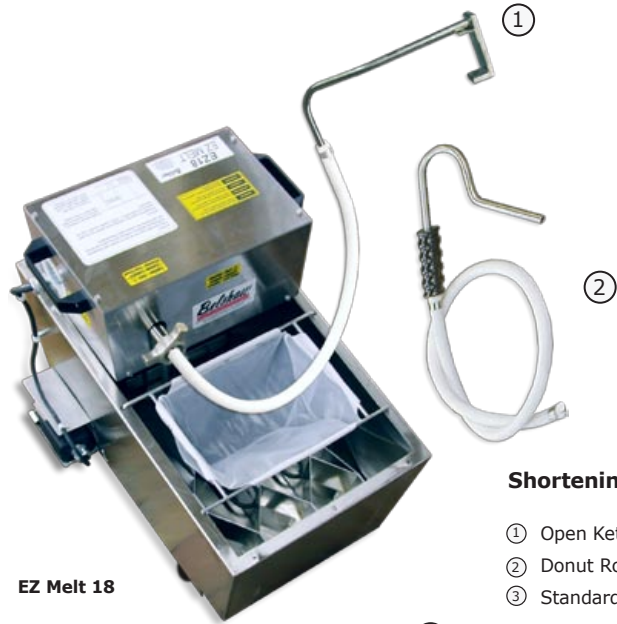
All **SF** and **EZ Melt** models are on movable casters, and can be stored under compatible floor and tabletop fryers. The flexible heat resistant hose features a plated steel nozzle and insulated handle to enable easy flushing of solid particles from any shape fryer kettle.

### Filter Flo Siphon

The Filter-Flo Siphon (right) is designed to remove and filter shortening from smaller fryers without a built-in drain and valve. These include Belshaw's 616 Cut-N-Fry and some Donut Robot fryers.



Filter-Flo Siphon



EZ Melt 18

### Shortening Hoses

- ① Open Kettle refill hose
- ② Donut Robot® refill hose
- ③ Standard rinse hose



EZ Melt 24

EZ Melt 34





**Standard features (all models)**

- Heavy duty steel frame and casters, aluminum tank.
- Heavy duty pump & motor
- Detachable rinse hose with plated steel nozzle and safety grip
- Reusable long life synthetic filter
- Fixed connection refill hose to fryer
- Heavy duty, moisture repellent foot switch for pump

**Standard features (EZ Melt models only)**

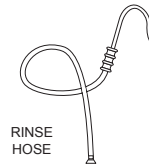
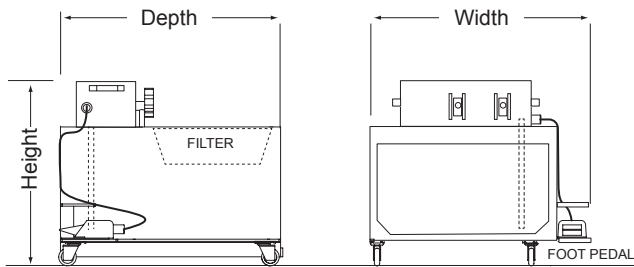
- Heating element and thermostat (factory set to 200°F/93°C)
- High-temperature limit switch
- Melting frame for insertion of shortening blocks up to 50lbs (22.7kg)

**Fryer Compatibility**

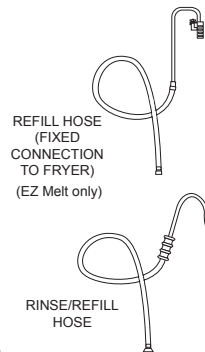
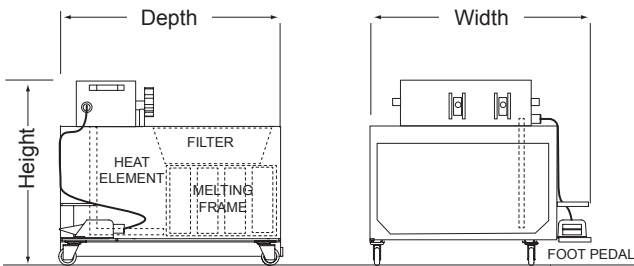
FRYER MODEL	SF MODEL	EZ MELT MODEL
618L,718L*	SF 18	EZ Melt 18
624*	SF 24	EZ Melt 24
724*	SF 24	EZ Melt 24
634*	SF 24	EZ Melt 24
734*	SF 34	EZ Melt 34
Mark II	-	EZ Melt 18
Mark V	-	EZ Melt 18
Mark VI	-	EZ Melt 34
Mark IX	-	EZ Melt 18

\* Important: For shortening filters to be installed with fryers manufactured before 1994, consult Belshaw representative before purchase.

**SF 18 • 24 • 34**



**EZ Melt 18 • 24 • 34**



**Filter Part Numbers**

SF MODEL	EZ MELT MODEL	FILTER PART #
SF 18	EZ Melt 18	SM100-0002
SF 24	EZ Melt 24	
SF 34	EZ Melt 34	EZ34-0027
Paper filters for Pre-2003 SF models:	SF100 SF175 SF200 SF225	SF100-0017DZ

**Certifications**

All SF/EZMelt models:

Certified to NSF STD 4  
 Certified to CSA C22.2  
 Certified to UL-1889

**Dimensions And Power**

Note: Dimensions do not include flexible hose and connectors

MODEL	OVERALL DIMENSIONS (Width x Depth x Height)		SHORTENING CAPACITY		APPROX SHIP WEIGHT		ELECTRICAL		
	in	cm	lbs	kg	lbs	kg	115V 50/60hz,1ph	230V 50/60hz,1ph	208/240V 50/60hz,1ph
SF 18	21 x 27 x 24	54 x 67 x 61	130	59	135	62	8.6A 1000W	3.7A 840W	3.3/4.3A 690/1030W
SF 24	26 x 25 x 24	66 x 64 x 61	180	81	150	68			
SF 34	36 x 30 x 21	92 x 76 x 54	250	113	175	80			
EZ MELT 18	21 x 27 x 24	54 x 67 x 61	130	59	135	62	15A 2.3KW	12.1A 2.8KW	10.9/12.6A 2.3/3.0KW
EZ MELT 24	26 x 25 x 24	66 x 64 x 61	180	81	150	68			
EZ MELT 34	36 x 30 x 21	92 x 76 x 54	250	113	175	80			
FILTER-FLO	4 x 6.5 x 23	10 x 17 x 59	-	-	6	3	-	-	-

